



RS 380-730-920-1000-1150

MERGERS

WHEN FARMING MEANS BUSINESS

Realising the full potential of farming is about growing and developing your business, not only your crop or livestock, but also your profit. Improve productivity and profitability by focusing on the positives and minimising disadvantageous aspects, through strong, dedicated management.

Success springs from determination and clear targets, from laying down the appropriate strategy and allocating correct investments for the future. Quality results require the right ideas and equipment. When there is work to be done, you need the optimal setup and smart solutions that support you towards an easier, more profitable way of working. You need solutions that make tough and demanding conditions less complicated.





WHY SHOULD YOU BUY A KVERNELAND MERGER?

With Kverneland ROC S-series mergers, you can improve the quality of your forage, increase the efficiency of your harvest chain, reduce fuel and veterinary costs, and increase milk and beef yield.



PROCESS

Processing the crop efficiently will boost your grass management, ensuring the correct dry matter content and best possible nutritional value.

HIGHER PRODUCTIVITY

Rake cleaner, faster, and always make the right swath for the following harvesting machine.



THE KVERNELAND S SERIES MERGERS

MORE THAN JUST A MERGER

Kverneland ROC RS Series mergers **have an excellent raking system**. The pick-up system represents the main difference compared to traditional rakes. Lifting the crop instead of pushing it over the **ground reduces pollution**. Heavy crops can be efficiently raked **with higher capacity due to belt transport**.

The roller feature is designed for wet, short crops, making it suitable for all crops and conditions, **even in challenging situations**. Transporting short crops in an even flow on the belt **secures perfect swaths** and high outputs on the following machine.

This units can work in dry crops as well as wet crops. To generate extra clearance **while not pressing the sensitive leaves**, the suspended roller can be comfortably lifted out of the cabin. In addition to the roller, the standard 6-bar pickup **has a higher capacity in tough conditions**.

The single belt with an innovative saw design on the **cross bars ensures an even crop flow and independence**, whether it is a short last cut or dry straw. The Kverneland ROC RS series of mergers is designed for maximum flexibility in all crop conditions, offering working widths ranging from 3.8m to 10m.

The unique pick up design, in combination with a unique hydraulic suspension system **secures that this machine survives rough fields** and heavy work day in and out.

The Product Range:

Kverneland ROC RS 380


Front and rear 3 point mounted mergers with 3.8m working width

Kverneland ROC RS 730 - RS 920

Rear mounted, 2 belt mergers.
Variable working width, from 5.95m to 9.2m
- in side or centre swath delivery

Kverneland ROC RS 1000 - RS 1150

High capacity rear mounted
3 belt mergers with up to 11.5m working width
in side delivery



- 1** **Innovative SCS system** with 100% parallel guidance and hydraulic adjustment plus suspension in all positions
- 2** **Big Diameter Roller** with close to 250 mm performs perfectly in all crop types
- 3** **Breakaway** protection (ROC trippelt only)
- 4** **Gear Driven Belt** without roller in the center
- 5** **Tandem Wheels** with mechanical suspensions
- 6** **Road Suspension** via accumulator
- 7** **Roller very close to the Tines** to secure a perfect material flow for best swathing results even in very short crops
- 8** **Single Piece Belt** with unique designed saw shape cross bars
- 9** **Optional Air Brakes**
- 10** **Electric Height Adjustment*** (*standard RS380/1150)
- 11** **Working Light**
- 12** **Optional Auto-lube System**
- 13** **Easy Maintenance**
- 14** **High Maneuverability of the Headstock**
- 15** **Reduced Ash Content** and higher working speeds increase your earnings and reduce work hours.

KVERNELAND MERGERS

NO COMPROMISE IN HARVESTING OPERATIONS

Thanks to their **heavy duty design and technical features**, Kverneland mergers are the best solutions for professionals who don't want to afford compromising their harvesting operations productivity, **crop quality and machine durability**.



Unique Belt Drive

- The belt is rotated by gears on the left and on the right
- No roller can slide or accumulate dirt
- The belt has fibreglass reinforced cross bars with saw blade patterns for high friction transport of heavy and light crops



Mechanic Suspension System

- Four large rubber wheels with spring suspension under each pick up secure a perfect contour following
- Additional skids protect the pick up in case of very deep tracks
- The wheels are not destroying the surface and they do not require special attention in stony regions



Hydropneumatic Suspension System

- Independent hydropneumatic suspension with up to 3 cylinders on each pick up, working with oil and nitrogen
- Securing perfect floating and ground contour following at the highest driving speed
- Increase the lifetime as shocks are absorbed by the suspension system

KVERNELAND COMMON FEATURES



Unique Pick-up Construction

- Solid pick-up system with 6 rows of tines
- Controlled Camtrack system for high capacity, raking accuracy and material transfer onto the belt
- No stones and dirt in the crop reduces product loss to a minimum



Unique Suspension for short Crop Roller Device

- Height adjustable from tractor cab
- Hydraulic suspension in each positions
- Protection against unintended folding while the roller is lifted



Road Suspension for Transport Axle via nitrogen accumulator

- Road suspension system on the rear wheels
- Rear axle lifting system with lifting of all frame
- Reduction of peak loads during transport resulting in longer lifetime and increased driving comfort



Short Crop Specialist

- Large roller to operate in all crops
- The roller is in all positions hydraulically suspended
- Specially designed belt and pick-up
- If the crops are dry, the roller can be lifted from the cabin to protect the leaves



High Steering and Manoeuvrability

- The mergers are designed to work also in a small field thanks to the possibility to turn tight in headlands
- Adaptability to work in all condition field like hills
- Possibility to make use out of high manoeuvrability tractors



Electronic System

- An intuitive control unit operates all important functions
- Features* like the auto stop of the belt when lifting the machine to secure a clean ending of the swath can be activated from the terminal

* (except Kverneland ROC RS 380 / RS 920)



Electric Height Adjustment*

- All Kverneland ROC RS series machines are equipped with an opt. electric height adjustment system
- With this, the basic setting of the tandem wheels can be done while the machine is in working position
- The fine tuning of the height is controlled via the underlink position of the tractor

(* Standard for Kverneland ROC RS 730)



Working Lights

- The machine is equipped with working lights
- Operation during the night causes no problems
- Extend your working day
- Harvest sensitive crops a bit later: maximum output secured



Optional Auto lube System

- Reduce the daily maintenance to a minimum
- Ensures that all points are continuously served with grease especially during long working days
- If not ordered, the points difficult to reach are still accumulated with grease banks to simplify the maintenance



Easy Maintenance, Quality and Replacement Components

- Our mergers are designed and built to be maintenance-friendly
- All components can be easily disassembled
- Wear parts are in small size and replaceable with limited efforts



Option Hydraulic Swath Guard

- Requires one double-acting hydraulic* outlet.
- Overload protection handles crop overloads.
- Lifting the roller raises the swath board for better clearance.
- The swath board can be folded on top of the machine, when it is not used

*(on RS 380 manual)

Perfect floating and ground contour following

UNIQUE PICK UP AND BELT DESIGN



Machine shown
with liftet roller.

Unique Pick up and Belt Design

The Kverneland ROC RS 380 mergers are specifically designed to be mounted close to a tractor. Its lightweight design enables it to work effectively in hilly regions and areas with challenging terrain. The machine can be mounted on the front or rear of the tractor and allows raking without driving on the crop. With a transport width below 3 m and the standard mirrors on the machine make driving on the road more comfortable.

The unique pick up and belt design allow clean picking of the crop and an even crop flow. While primarily used for raking, it can also be used to turn existing swaths. As the crop is transported on the belt, no roping occurs. So the swath can, if necessary, be picked up and transported several times. Manual swath guard can be mounted on the right side of the machine.

Excellent performance in challenging environments

Hydraulic System

Using the hydraulic oil flow of the tractor, the belt can rotate to the left or right without the requirement of an electric control unit. A free line into the tank ensures that only one double acting and one single acting outlet is enough to run the machine. With the standard mechanically suspended tandem wheels, the machine has excellent performance and good ground tracking. The headstock can turn, but is locked automatically as soon the machine is lifted.

The hydraulic suspension ensures sensitive ground tracking, especially in challenging field conditions. The machine's suspended tandem wheels provide constant protection for the pickup, ensuring that work can continue uninterrupted.

Kverneland ROC RS 380



Working width 3.8m (12'6")
and transport width 2.95m
(9'8").



Transport Lock

When the Kverneland ROC RS 380 lifts, the headstock's mechanical system secures the pickup levelness, ensuring safe and stable transportation.

Hydraulic Suspension

Suspension to reduce ground pressure. The kit is integrated in the standard oil flow and requires no additional hydraulics.

DISCOVER THE TALENT KVERNELAND RS 730

High Capacity in all Conditions

Thanks to the high flexibility of this merger it is possible to adapt ideally to all crop conditions. Run the machine as centre swath unit in high volume crops or to turn existing swaths. Bring the machine into side delivery position to rake as much crop together as you like to reduce the cost for your forager. Well formed, not twisted swaths eases picking up any crop with any collecting machine at maximum capacity.

The Kverneland ROC RS 730 is a two pickup machine and is equipped with a hydraulic side shift of the pick up units allowing the operator to use the machine for side or centre delivery. Side delivery with the narrowest working width of 7 m, opening out to a maximum of 7.30 meters as centre swath.

Optional hydraulic swath guard can be mounted on the left and right side.

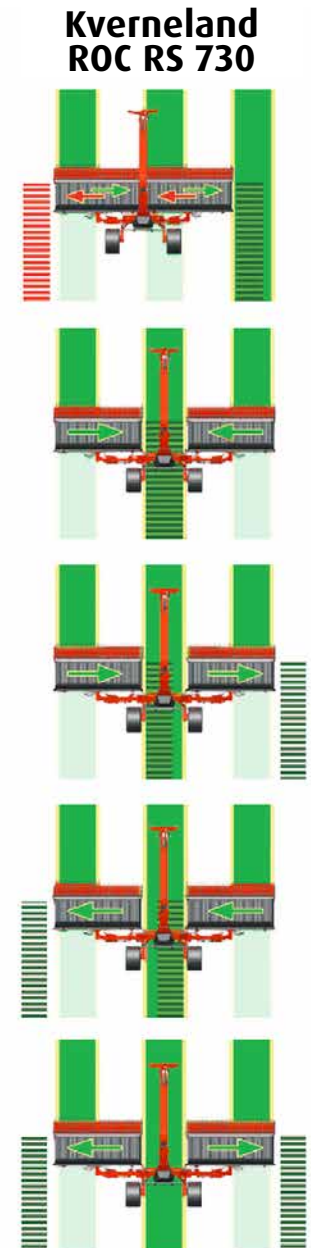
The machine can be used for side or center delivery.

The Kverneland ROC RS 730 is standard with mechanical height adjustment and can be optionally equipped with electrical height adjustment. The machine is highly flexible and can prepare swaths according to your preferences. Safety systems are in place to not allow the centre swath function when operating in the side swath position. The exceptional suspension system of the machine allow also high driving speeds in uneven fields.

Thanks to the large oil volume of the machine hydraulic, the Kverneland ROC RS 730 can work under all conditions without any cooler that could be blocked by dust.

Advantages:

- Each pickup has large mechanical suspended tandem wheels.
- Operating with hydraulic suspension for pick-up units.
- Hydraulic suspension of transport wheels in transport position.
- The machine offers high versatility due to its ability to create both centre and side swaths.
- Safety in the hydraulic that a centre swath placement is not allowed when the machine is in a side swath position.
- Possibility to load crop on the stopped belt to clean corners.
- Transporting the machine on narrow roads with a width of only 2.5m.





The Kverneland ROC RS 730 can be folded into a width of only 2.5 meters for road transport.



Together with the roller, the machine performs well in all crop conditions, whether short or high in sugar content.



EFFICIENCY MEETS EXCELLENCE

KVERNELAND ROC RS 920

Maximum Versatility

The Kverneland ROC RS 920 is designed for ultimate flexibility and efficiency in forage harvesting. With its two pickup elements, each equipped with cams, it ensures smooth and precise crop handling across varying field conditions. The machine offers a variable working width from 7.3 m to 9.2 m, thanks to a double hydraulic rocker arm system that enables real-time adjustment of pickup spacing – even during operation.

This dynamic adaptability allows operators to respond quickly to changing crop volumes and field layouts, maximizing productivity. Whether working in tight corners or wide open fields, the ROC RS 920 delivers consistent performance and clean raking results.

Fully ISOBUS Controlled - Smart Operation from the comfort of your Cabin


The RS 920 offers full ISOBUS control, allowing you to manage all key functions directly from the tractor cabin. For frequently used operations like headland lift, control remains on the tractor's hydraulic system to ensure maximum comfort and responsiveness.



Isobus control of all operations from the cabin.

Benefits

- The pick towards the swath can be slower the pick up further away faster to load the belt as equal as possible in difficult crop conditions.
- The belt speed can be adapted to crop volume and allow an even row.
- Ideal in sensitive crops.



Folding & unfolding control all units or individual ones as needed.

Belt direction & Auto-Stop adjust belt flow and activate automatic stop functions.

Pick-up speed displayed as a percentage for easy monitoring.

Belt speed also shown as a percentage for precise control.

Optional electric height adjustment height displayed numerically on the screen.

Optional swath boards control up to two swath boards directly.

Effortless control. Maximum efficiency. The RS 920 is built for smart, high-performance harvesting.

Work lights illuminate your workspace with ease.

Pick-up, belt & suspension run on machine hydraulics to prevent oil overheating.

Ensures peak performance, even with smaller tractors.

Compatible with load-sensing hydraulics or switchable to constant flow.

Hydraulic integration.

FLEXIBLE SWATH PLACEMENT FOR MAXIMUM CROP COLLECTION

3.65m Pick-up with the RS 920

With the RS 920, we use a larger pick-up measuring 3.65 meters. This pick-up includes all the features found in our smaller models, such as easy-to-replace bearings and cam track elements. It also offers a unique advantage made possible by its simple repair options.

We use three cam tracks in this pick-up design. As a result, the tine bars can remain short, allowing them to easily withstand heavy crop loads and high forward speeds. This setup ensures that even our larger pick-ups are built for intensive machine usage.



Optimized Gravity Point allow to use the small Tractors

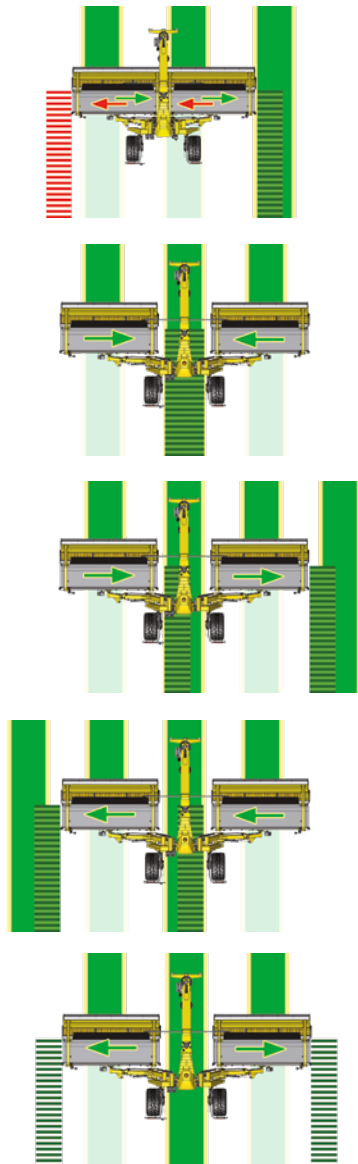
With 2/3 of the weight on the transport wheels lifting capacity of small tractors is not the limit. High maneuverability at the headland is the conclusion.

Smooth operation, built to perform

Advantages:

- Adjustable Working Width: 7.3 m to 9.2 m via dual hydraulic rocker arms
- Versatile Discharge: Multiple belt discharge configurations (left, right, middle)
- Hydropneumatic Suspension: For smooth operation and road transport
- 6-Bar Pickup System: Improved crop lift with less damage
- Automatic Belt Shutoff: Boosts efficiency and safety
- 3 Cam per pick up: secure high stability in heavy crops and with high forward speeds
- Tandem Wheels: 4 tandem wheels with spring suspension
- Heavy-Duty Construction: Built for tough terrain and high output

Kverneland ROC RS 920



Equipped with a 6-bar pick-up, hydropneumatic suspension, and 4 tandem wheels, the Kverneland ROC RS 920 ensures clean crop gathering and a stable ride on any terrain. Automatic belt shutoff, working lights, and compact 3-meter transport width deliver safe, efficient operation from field to road.



Optional upgrades include electrically adjustable 4 tandem wheels, hydraulic swath guards for both left and right sides, and a homologated air brake system compliant with Mother Regulation standards. belt shutoff, working lights, and compact 3-meter transport width deliver safe, efficient operation from field to road.

ALL GOOD THINGS COME IN THREES!

KVERNELAND ROC RS 1000 AND RS 1150

The mergers feature 3 pickups and offer working widths from 10m up to 11.50m, making them a **standout choice in the market**. Each pickup is individually suspended, ensuring exceptional contour following and consistent ground adaptation. This design **guarantees optimal forage quality**, helping you get **the most out of every harvest**.



Brake back protection unique on Kverneland mergers.



Working partly or fully folded allows to rake smaller swaths or to just turn an existing swath.

Efficient, Precise, and built for Performance

As the other machines, also the Kverneland ROC 3-bed units are equipped with **large suspended tandem wheels under each pick up unit**. The units are hydraulically suspended via the lift arm cylinder and on top the pick up turning point is suspended as well to **secure smooth operation and a stabilisation in headland position**. Another **unique feature is the overload protection** of the outer units allowing the pick up to flex back in case of hitting an obstacle with the outer part of the machine. We like to keep you running. So just unfold the machine back into working position and you are back at work. Being able to switch direction of each of the **belts gives all the flexibility to prepare larger or smaller swaths fitting to your following machine**. As the other machines this unit is designed to rake all crops. The simple control units secures a fast understanding and a **directly high performing unit**.

Working with just one belt down and with the others in transport



A suspended transport carrier provides an optimal solution for road transportation.




Advantages:

- The machine has three pick-ups that ensure perfect ground adaptation and clean raking.
- Possibility to work partly or fully folded.
- When folding up, the belt and pick-up will automatically switch off.
- Unique brake back protection of pick-up unit.
- In case of hitting a fence or tree with the machine outside, reduce damages to a minimum.
- During operation, the pickup is suspended by a unique three-cylinder suspension system for each unit, while the pickup is supported in addition by spring-suspended large tandem wheels.
- The oil tank inside the frame ensures reliable operation all day long, without needing a cooling system
- Possibility to load crop on the stopped belt to clean out field corners

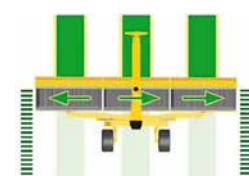
Kverneland ROC RS 1000 / RS 1150 • Swath placement



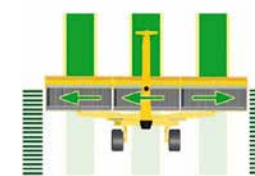
1. All to the right



2. All to the left



3. Two units right one unit left



4. Two units left one unit right

ORIGINAL PARTS & SERVICE

LET'S FOCUS ON YOUR BUSINESS

ORIGINAL
PARTS

- 
- ① LONG LASTING, HIGH QUALITY SPARE PARTS
 - ② OVER 100 YEARS OF PARTS KNOWLEDGE
 - ③ SUPPORT FROM A WIDE NETWORK OF DEALERS
 - ④ 24/7 SPARE PARTS SERVICE
 - ⑤ HIGHLY SKILLED DEALER TECHNICIANS

MYKVERNELAND

SMARTER FARMING ON THE GO

A personalised online platform tailored to your machine needs

With MYKVERNELAND you will benefit from easy access to Kverneland's online service tools.

Receive first hand access to information on future developments and updates, operator and spare part manuals, FAQs and local VIP offers. All information is gathered in one place.



REGISTER YOUR PRODUCT NOW:
MY.KVERNELAND.COM

TECHNICAL DATA

	Kverneland Mergers				
Model	ROC RS 380	ROC RS 730	ROC RS 920	ROC RS 1000	ROC RS 1150
Dimensions & Weight					
Working width m (ft)	3.8 (12'5")	7.3 (24')*	9.2 (30'1")	10.0 (32'8")*	11.5 (37'7")
Pick up width m (ft)	2.95 (9'7")	2x2.95 (9'7")**	2x3.65 (12')	3x2.95 (9'7")***	2x3.6*** (11'8") 1x3
Swath width m (ft)	-	1.3 (4'3")	0-1.9 (6.2)	1.5 (5')	0-1.4 (4'6")
Road transport width m (ft)	3.0 (9'8")	2.5 (8'2")	3.0 (9'8")	3.0 (9'8")	3.0 (9'8")
Transport length m (ft)	-	4.65 (15'3")	6.2 (20'3")	5.12 (16'8")	6.4 (21')
Transport height m (ft)	-	3.3 (10'8")	3.6 (11'8")	3.5 (11'5")	3.65 (12')
Weight kg (lb)	980 (2161)	3440 (7584)	4940 (10890)	5200 (11464)	5994 (13215)
Attachment to Tractor					
Power requirement hp (kw)	60 (45)	70 (52)	90 (67)	90 (67)	100 (75)
12 V electric power supply	●	●	●	●	●
Driven by tractor	hydraulic	PTO	PTO	PTO	PTO
Oil flow required l/min (gpm)	35 (9)	50 (13)	60 (16)	60 (16)	60 (16)
1 single acting outlet with free float pos. lifting and lowering	-	●	●	●	●
1 double acting outlet plus one free return line	●	-	●	-	-
1 double acting for folding	-	●	-	-	-
2 double acting for folding right and left hand side	-	-	-	●	●
Wheels					
480/45 R17	-	●	-	-	-
500/50 R17	-	-	-	●	-
500/50 R22.5	-	-	●	-	-
650/40 R17	-	-	-	-	●
Operation					
6 bar pick-up	●	●	●	●	●
Automatic greasing kit	-	○	-	○	○
Automatic belt switch off	-	●	●	●	●
Hydro-pneumatic suspension system	●	●	●	●	●
Swath board, RH mounting	○	○	○	○	○
Swath board, LH mounting	○	○	○	○	○
Electric height adjustment	●	○	○	○	●

- Standard equipment
- Option
- Not available
- * Center swath
- ** 2 cam
- *** 3 cam



Information provided in this brochure is made for general information purposes only and for worldwide circulation. Inaccuracies, errors or omissions may occur and the information may thus not constitute basis for any legal claim against Kverneland Group. Availability of models, specifications and optional equipment may differ from country to country. Please consult your local dealer. Kverneland Group reserves the right at any time to make changes to the design or specifications shown or described, to add or remove features, without any notice or obligations. Safety devices may have been removed from the machines for illustration purposes only, in order to better present functions of the machines. To avoid risk of injury, safety devices must never be removed. If removal of safety devices is necessary, e.g. for maintenance purposes, please contact proper assistance or supervision of a technical assistant. © = trade mark protection in the EU. © Kverneland Group Kerteminde AS

WHEN FARMING MEANS BUSINESS

kverneland.com